

# DA8交直流电压/电流表说明书

## DA8 AC/DC Ampere/Voltage Meter Instruction Manual



## 特点:

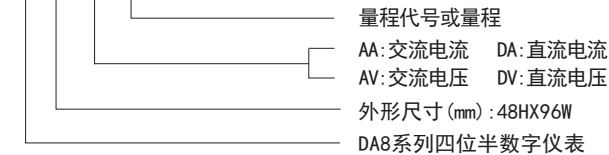
- ⊙ 测量准确、性能可靠
- ⊙ 数字范围 ±19999
- ⊙ 抗干扰能力强
- ⊙ 体积小

## Features:

- Stable performance and high accuracy
- Wide display range: ±19999
- High anti-interference
- Bulk small

## 一、仪表型号 Ordering Code

DA8—□□□



## Range

AA: AC current DA: DC current  
AV: AC voltage DV: DC voltage  
Dimension (mm): 48H×96W  
DA8 Series Digital Panel Meter

## 二、型号说明 Code Illustration

## (1) 交流数字电压表 AC Digital Voltage Meter

型号规格 Code	量程 Range	分辨率 Resolution	互感器变比 PT	测量精度 Accuracy	最大允许输入 Max. Input
DA8-AV20	20V	1mV	直接输入 Direct Input	±0.3%F.S±3Digit	750V
DA8-AV200	200V	10mV	直接输入 Direct Input	±0.3%F.S±3Digit	750V
DA8-AV600	600V	100mV	直接输入 Direct Input	±0.5%F.S±3Digit	1000V
DA8-AV3K	3KV	1V	3KV/100V	±0.5%F.S±3Digit	500V

## (2) 交流数字电流表 AC Digital Ampere Meter

型号规格 Code	量程 Range	分辨率 Resolution	互感器变比 PT	测量精度 Accuracy	最大允许输入 Max. Input
DA8-AA0.2	200mA	10uA	直接输入 Direct Input	±0.3%F.S±3Digit	500mA
DA8-AA2	2A	100uA	直接输入 Direct Input	±0.3%F.S±3Digit	3A
DA8-AA20	20A	1mA	20A/5A	±0.3%F.S±3Digit	5A
DA8-AA200	200A	10mA	200A/5A	±0.3%F.S±3Digit	5A

## (3) 直流数字电压表 DC Digital Voltage Meter

型号规格 Code	量程 Range	分辨率 Resolution	测量精度 Accuracy	最大允许输入 Max. Input
DA8-DV0.2	200mV	10uV	±0.2%F.S±3Digit	10V
DA8-DV2	2V	100mV	±0.2%F.S±3Digit	20V
DA8-DV20	20V	1mV	±0.2%F.S±3Digit	200V
DA8-DV200	200V	10mV	±0.2%F.S±3Digit	750V
DA8-DV600	600V	100mV	±0.5%F.S±3Digit	750V

## (4) 直流数字电流表 DC Digital Ampere Meter

型号规格 Code	量程 Range	分辨率 Resolution	分流器变比 CT	测量精度 Accuracy	最大允许输入 Max. Input
DA8-DA0.0002	200uA	10nA	直接输入 Direct Input	±0.2%F.S±3Digit	10mA
DA8-DA0.002	2mA	100nA	直接输入 Direct Input	±0.2%F.S±3Digit	100mA
DA8-DA0.02	20mA	1uA	直接输入 Direct Input	±0.2%F.S±3Digit	500mA
DA8-DA0.2	200mA	10uA	直接输入 Direct Input	±0.2%F.S±3Digit	1A
DA8-DA2	2A	100uA	直接输入 Direct Input	±0.2%F.S±3Digit	5A
DA8-DA20	20A	1mA	20A: 75mV	±0.2%F.S±3Digit	

## 说明Note:

1. 测量精度测试环境条件为: 温度 $25 \pm 5^\circ\text{C}$ 相对湿度45~90%RH.

Ambient temperature of  $25 \pm 5$  degree centigrade, humidity from 45% to 85% R.H, the measuring accuracy can be assure.

2. 表中所列配电流互感器、电压互感器、分流器,其型号规格为基本型。其它量程如交流一次额定电流为10A、15A、30A、75A、250A、1500A……直流一次额定电流为10A、15A、75A、300A、1500A……,交流一次额定电压为1KV、6KV、11KV、35KV、110KV……,均可按用户要求供货。

The list of item CT and PT mode is the basic model. Other scales for example, the first AC rated ampere is 10A、15A、30A、75A、250A、1500A... .., the first DC rated ampere is 10A、15A、75A、300A、1500A... .., the first AC voltage is 1KV、6KV、11KV、35KV、110KV..... special request should be indicated when order.


3. 配交流电流互感器其二次额定电流为5A,配交流电压互感器其二次额定电压为100V,配直流电流分流器其二次额定电压为75mV,若二次额定电流电压为其它数值,用户需予以说明。

With AC, CT of the second rated ampere is 5A, AC PT of the second voltage is 100V, DC divider of the second rated voltage is 75mV. Special second rated ampere or voltage, please contact with us.

### 三、技术参数 Technical Specification

最大显示	Max. Display	19999
输入方式	Input Mode	单端输入 Single-terminal Input
测量方式	Measuring Mode	双积分A/D转换 Dual A/D Conversion
测量速度	Measuring Speed	约3次/秒 About 3 times/S
溢出显示	Overflow Display	“0000” 或 “-0000” LED 闪动 Flash
极性显示	Polarity Display	显示 “-” (只限直流表) Display “ - ” (just DC Meter)
显示	Display	红色LED Red LED
电源	Power Supply	100~240V AC/DC
工作环境	Ambient Condition	0~50°C < 85%RH
绝缘强度	Dielectric Strength	AC 1500V/1min

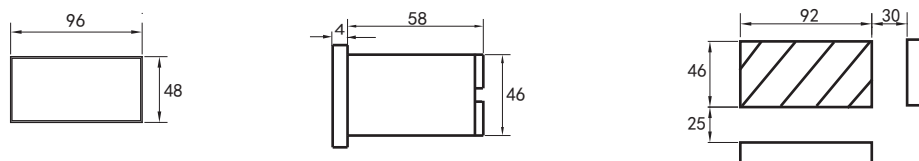
### 四、接线图 Connection Drawing



注: 接线如有变动, 以出厂仪表接线为准。

Note: If there is any change, please subject to the connection drawing on the product.

### 五、外形及安装尺寸 Dimension



### 六、使用保存注意事项 Note the use of preservation

- 使用前, 仪表需通电预热15分钟。  
Meter needs to pre-heating 15 minutes before be used.
- 适宜使用环境温度0~40°C, 相对湿度85%RH以下。  
Appropriate ambient temperature is 0~40°C, humidity under 85% R.H.
- 本仪表校准时间间隔为一年。  
Each meter's Calibration interval is one year.
- 注意防止震动和冲击, 不要在有超量灰尘和超量有害化学药品和气体等地方使用。  
Attention to preventing from vibration and shock, keep away from such places: Excessive dust, Excess of harmful chemicals & Excessive harmful chemical gases.
- 若输入信号伴随高频干扰, 应在线里用高频过滤器。  
If the input signal accompanied by high-frequency interference, a High-frequency filter is necessary be used;
- 输入导线不宜过长。如被测信号输出端与仪表距离不能缩短, 请用双绞屏蔽线, 屏蔽层与信号低端相连。  
Input wire should not be too long. If the distance between the measured signal output terminal and instrumentation can not be shortening, please use twisted-pair shielded cable, and please make sure that shielding layer connected to the signal low-end.
- 若长期存放未使用时, 请每三个月通电一次, 通电时间一次不少于4小时。  
Make sure that the meter powered once every three months if the long-term storage at the end use, and each time's POI not less than 4 hours.
- 长期保存应避免直射光线, 宜存放在 -10~70°C, 湿度60%RH以下的地方。切勿和有机溶剂或油物接触。  
Long-term preservation should avoid direct light, the most comfortable storage place with temperature - 10 to 70°C, humidity below 60% R.H. Keep away from organic solvent or oil-exposed.